



PERSPECTIVES FOR
THE FUTURE



A GOOD PRACTICE OUTLINE
OF THE MULTIPURPOSE
CHART OF ACCOUNTS

© 2019 International Bank for Reconstruction and Development / The World Bank

1818 H Street NW

Washington DC 20433

Telephone: 202-473-1000

Internet: www.worldbank.org

This work is a product of the staff of The World Bank and Financial Reporting Frameworks Community of Practice members of the Public Sector Accounting and Reporting Program with external contributions. The findings, interpretations, and conclusions expressed in this work do not necessarily reflect the views of The World Bank, its Board of Executive Directors, or the governments they represent.

The World Bank does not guarantee the accuracy of the data included in this work. The boundaries, colors, denominations, and other information shown on any map in this work do not imply any judgment on the part of The World Bank concerning the legal status of any territory or the endorsement or acceptance of such boundaries.

Rights and Permissions

The material in this work is subject to copyright. Because the World Bank encourages dissemination of its knowledge, this work may be reproduced, in whole or in part, for non-commercial purposes as long as full attribution to this work is given.

Any queries on rights and licenses, including subsidiary rights, should be addressed to World Bank Publications, The World Bank Group, 1818 H Street NW, Washington, DC 20433, USA; fax: 202-522-2625; e-mail: pubrights@worldbank.org.

CONTENTS

CONTENTS.....	i
ACKNOWLEDGEMENT.....	iii
Glossary.....	iv
1. Introduction.....	1
2. Structure of the multipurpose chart of accounts.....	3
3. Multipurpose aspects.....	4
3.1. International Public Sector Accounting Standards purposes.....	4
3.2. Government finance statistics purposes.....	5
3.3. Management accounting purposes.....	6
3.4. Performance reporting purposes.....	6
3.5. Budgetary reporting purposes.....	6
4. Class 0 - Cash outflows and Class 9 - Cash inflows.....	8
4.1. Example of Accounts of Class 0 – Cash outflows.....	8
4.2. Example of Accounts of Class 9 – Cash inflows.....	9
4.3. Use of Class 0 and Class 9 for budget execution reports.....	10
5. Class B0 - Budgeted cash outflows and Class B9 - Budgeted cash inflows.....	12
6. Statement of financial position accounts.....	14
6.1. Class 1 - Current assets.....	14
6.2. Class 2 - Non-current assets.....	14
6.3. Class 3 - Net assets.....	15
6.4. Class 4 - Current liabilities.....	16
6.5. Class 5 - Non-current liabilities.....	16
7. Statement of financial performance accounts.....	17
7.1. Class 6 - Revenue.....	17
7.2. Class 7 - Expenses.....	17
7.3. Class 8 - Costs.....	18
8. Class F - Off balance sheet accounts.....	20
9. Classifier 1 - Programs.....	21
10. Application of a classifier for consolidation purposes.....	22
11. Classifier 2 - Holding gains/losses.....	23

12. Mapping table of segments of MCoA.....	24
13. Conclusion	25
ANNEX 1. Outline multipurpose chart of accounts	26

ACKNOWLEDGEMENT

This good practice paper is a product of knowledge sharing and collaboration among Financial Reporting Frameworks Community of Practice (FINCOP) members of the Public Sector Accounting and Reporting (PULSAR) Program with support from the international experts. The FINCOP would like to recognize the following key contributors who provided extensive input:

Davit Gamkrelidze (Georgia), Karen Alaverdyan (Armenia), João Carlos Fonseca (IPSASB), Agnieszka Stachniak (Poland), Andreas Bergmann and Sandro Fuchs (ZHAW), and Arman Vatyan, Abbas Kizilbash, and Vigen Yeghoyan (the World Bank).

GLOSSARY

GFS	Government Finance Statistics
GFSM	IMF Government Finance Statistics Manual, 2014
IPSAS	International Public Sector Accounting Standards
MCoA	Multipurpose Chart of Accounts

1. INTRODUCTION

The PULSAR Program, launched in 2017, is a regional and country level program for 13 beneficiary countries in Europe and Central Asia. Its objective is to support the enhancement of public sector accounting and financial reporting frameworks, in line with international standards and in accordance with good practices, in order to improve government accountability, transparency, and performance.

The objectives and scope of the PULSAR Program are jointly determined by the PULSAR Partners - Austria, Switzerland, and the World Bank – who also provide institutional support for its implementation and mobilize the resources needed for its activities. Beneficiary countries help shape the Program through regional cooperation platforms and input to two Communities of Practice focused on financial reporting frameworks and on education. The FINCOP supports government officials in developing reform strategies & roadmaps, and helps to define and implement improved legislation, standards, IT systems, and tools in the respective countries.

The FINCOP have produced this paper to inform and assist PULSAR countries in updating or designing a full scope chart of accounts. There are different approaches in the design of charts of accounts used for various reporting purposes. This paper provides one solution that aims to integrate those. It has been developed as a good practice outline of the structure and function of a multipurpose chart of accounts (MCoA).

The MCoA for the purpose of this paper means a chart of accounts that provides comprehensive information required for the preparation of International Public Sector Accounting Standards (IPSAS) based financial statements, while concurrently providing information for multiple other reporting purposes. IPSAS, as the only globally accepted accounting standards tailored to the specifics of the public sector, constitute the de facto public sector reporting guidelines. IPSAS are suitable for the compilation of Government Finance Statistics (GFS), indeed using this comprehensive, public sector specific accrual accounting framework greatly improves the source data needed to compile GFS reports. However, while there is a close relationship and considerable overlap between IPSAS and GFS reporting guidelines, they have different reporting boundaries and there are important conceptual differences between them. Use of a MCoA is one way to help bridge the differences; to facilitate the preparation of IPSAS based financial statements as well as to produce GFS based core financial statements defined by the Government Finance Statistics Manual, 2014 (GFSM), and to also provide data for other purposes including budgeting, performance, and management reporting.

The paper outlines the structure and potential uses of an MCoA and discusses some specific aspects for consideration in its design. An outline MCoA is included in Annex 1. This was developed based on studies of the charts of accounts of several countries of the Europe and

Central Asia region, as well as collective input from the FINCOP members. The outline MCoA does not attempt to meet full IPSAS presentation and disclosure requirements. It is intentionally kept simple but covering most key requirements so that individual countries can use it as a starting point that they can further enhance and adapt to create a full working chart of accounts that meets their specific reporting needs.

In the paper's presentation of key conceptual issues, care was taken to maintain consistency with the technical guidelines of the reference frameworks. Nevertheless, it is recommended that the original sources are consulted with regards to specific technical questions related to recognition, measurement, and disclosure under IPSAS, ESA 2010, or GFSM 2014.

2. STRUCTURE OF THE MULTIPURPOSE CHART OF ACCOUNTS

The basic structure of the MCoA should comprise the following classes:

Class	Brief description
Class 0 - Cash outflows	Accounts for recording actual cash outflows of budgetary expenditures
Class 1 - Current assets	Statement of financial position accounts
Class 2 - Non-current assets	
Class 3 - Net assets	
Class 4 - Current liabilities	
Class 5 - Non-current liabilities	
Class 6 – Revenue	Statement of financial performance accounts
Class 7 – Expenses	
Class 8 – Costs	Management accounts
Class 9 – Cash inflows	Accounts for recording actual cash inflows of budgetary receipts
Class B0 – Budgeted cash outflows	Off balance sheet accounts for recording original budgeted expenditure and their settlement
Class B9 – Budgeted cash inflows	Off balance sheet accounts for recording original budgeted receipts and their settlement
Class F – Off balance sheet accounts	Off balance sheet accounts except for accounts B0 and B9.

The MCoA presents classes, accounts, and sub-accounts, but it does not include a comprehensive list of accounts. Each country should tailor the MCoA to address its specific circumstances and needs. It is also envisaged that entities should themselves be able to create and edit sub-accounts to a certain level to allow for a more flexible application of the MCoA.

3. MULTIPURPOSE ASPECTS

The MCoA can be used for multiple purposes, including:

- For preparation of IPSAS based financial statements;
- For preparation of GFS based core financial statements;
- For management accounting;
- For performance reporting;
- For budgetary reporting.

3.1. International Public Sector Accounting Standards purposes

The main focus of the MCoA is to enable users to prepare IPSAS based financial statements. The MCoA structure and nature of included groups, accounts, and sub-accounts are used to prepare the following IPSAS based general purpose financial statements plus budget comparison statement:

- Statement of financial position – mainly prepared using the balances of the accounts in Class 1-5;
- Statement of financial performance – mainly prepared using the turnover of the accounts in Class 6-7;
- Statement of changes in net assets/equity – mainly prepared using balances and turnover of the accounts in Class 3.
- Cash flow statement – prepared using the accounts in Class 0 and 9;
- Notes - prepared using the entire chart, including off balance sheet accounts. Discloses information required by IPSAS not included in the preceding primary financial statements. Also details the basis of preparation of financial statements and specific accounting policies used.
- Statement of comparison of budget and actual amounts as defined by IPSAS 24 “Presentation of budget information in financial statements” – prepared using accounts Class B0 and B9; and Class 0 and Class 9.

The structure of the MCoA is mainly defined by the preparation of the above-mentioned financial statements. However, with certain adaptations the multipurpose chart may also be used for GFS purposes (statistical purposes), performance purposes, and management accounting purposes.

3.2. Government finance statistics purposes

To serve GFS purposes, the MCoA should fulfil GFS core reporting needs. In accordance with GFSM the following financial statements shall be provided:

- Statement of operations – summarizes the transactions of an entity in a given reporting period;
- Statement of sources and uses of funds – records cash inflows and outflows using a classification similar to that of the statement of operations, but with a focus on the net change in cash flows arising from transactions during the reporting period;
- Statement of other economic flows – presents changes to stock positions of assets, liabilities, and net worth that come about for reasons other than transactions (holding gains/losses and other changes in the volume of assets and liabilities);
- Balance sheet – records the stock positions of assets, liabilities, and net worth of the entity at the end of each reporting period.

The MCoA provided in this paper is customized to ensure that the core reporting needs defined by GFSM are fulfilled. The following customizations are made to achieve this:

- *Class 0 - Cash outflows* and *Class 9 - Cash inflows* are added to the MCoA ensuring the cash expenditures and receipts of the entity are registered using GFS classification and enabling preparation of the statement of sources and uses of funds. In countries where the budget structure differs from GFS classification, Classes 0 and 9 should mirror their budget structure;
- Valuation is taken as an example of capturing difference between IPSAS and GFS reporting¹. For this purpose, a group of accounts for each class of assets and liabilities enables separate accounting of accumulated effect of holding gains and losses. These are subsequently added to the carrying amounts of the assets and liabilities enabling preparation of the balance sheet for GFS purposes;
- *Class 6 - Revenue* and *Class 7 - Expenses* including holding gains and losses arising from current market valuation of assets and liabilities and *Classifier 2 - Holding gains/losses*² are added to the MCoA. This enables users to maintain gains/losses arising from current market valuations by using revenue and expenses classification provided by GFS for the purpose of preparation of the statement of operations. For example, for accounting holding loss incurred on inventory, *Classifier line H22 - Use of goods and services* is used as follows:

¹ For more information please refer to the *PULSAR Knowledge product Benchmarking Guide: Integrating Public Sector Accounting and Government Finance Statistics*.

² Please see Section 10 *Classifier 2- Holding gains/losses*

DR	741- Loss from current market value effects on stocks
	Classifier line H22 - Use of goods and services
CR	1311- Effect on current non-financial assets

3.3. Management accounting purposes

The objective of *Class 8 - Costs* of the MCoA is to establish the basis for the development of a management accounting system. Class 8 is not structured in a compulsory manner. Rather, it presents a type of costing method that can be used as an example, i.e. direct/indirect costing. The government could define the costing method to be applied by public entities such as ABC costing, marginal costing, etc. otherwise it can adopt a policy to give flexibility for the entities to select a costing method, enabling the accounting function of the entity to implement a reporting system suitable for its management's needs.

3.4. Performance reporting purposes

For performance reporting purposes, the MCoA has the addition of *Classifier 1 - Programs*.³ Generally speaking, this outlines all the activities and/or sub-activities under the executed programs. *Class 7 - Expenses* is structured on the basis of programs under the corresponding functions of the government such as health, education, defense, public order and safety, etc. This classification is provided by both IPSAS 1 "Presentation of financial statements" and GFSM (called classification of expenditure by functions of government). Each time the entity registers an expense, it chooses the activity for which the expense is incurred from the defined list of *Classifier 1 - Programs*.

The same Classifier is applied when registering costs using *Class 8 - Costs* and cash outflows using *Class 0 – Cash outflows*.

3.5. Budgetary reporting purposes

IPSAS 24 defines the concepts for preparation of the statement of comparison of budget and actual amounts. This statement is a complementary statement that can be added to the general purpose financial statements based on IPSAS if required by the government.

For this purpose, *Class B0 - Budgeted cash outflows* and *Class B9 - Budgeted cash inflows* are added to the MCoA as off balance sheet classes. These classes have the identical structure and

³ Please see Section 9 *Classifier 1- Programs*

content of *Class 0 - Cash Outflows* and *Class 9 - Cash inflows* enabling users to prepare budget execution and comparison reports.

4. CLASS 0 - CASH OUTFLOWS AND CLASS 9 - CASH INFLOWS

Accounts of Class 0 and Class 9 are used for recording cash inflows and cash outflows in the captions provided by the budget execution reports defined by the government. The structure and content of Class 0 and Class 9 are determined by the captions of the budget and budget execution reports. Budgets and budget execution reports usually provide great detail about particular activities, programs, or entities. These details often have a level of aggregations under common headings and classifications. The disclosure of budget and budget execution information should be consistent with those headings and classifications ensuring compliance with legislative requirements. The government should tailor their MCoA to enable users to obtain information required for budget execution reporting purposes.

The use of Class 0 and Class 9 is a straightforward and clear method of recording cash inflow and cash outflows and is well suited to countries without sophisticated government financial management information systems. There are alternative methods, for example using classifiers attached to each account, although these can be complex to manage when public entities often have more than one account; or using a separate class, for example for capital expenditure, but these are not addressed in this paper.

In the outline MCoA at Annex 1, the structure of Class 0 and Class 9 is conditioned by GFS reporting needs and its classification of flows.

4.1. Example of Accounts of Class 0 – Cash outflows

There follows an illustrative example of the use of Class 0. The accounts of Class 0 are debited to cash and cash equivalents accounts and credited to payables as shown below when payment is made:

Accrual of wages and salaries.	
DR	7111-Employee compensation (General public services)
CR	412- Payables to employees
Execution of cash outflow for wages and salaries.	
DR	0211-Wages and salaries
CR	128-Treasury accounts
Payable is settled.	
DR	412- Payables to employees

CR	0211-Wages and salaries
----	-------------------------

The same is applicable, when an item of property, plant, and equipment is acquired:

Recognition of property, plant, and equipment.

DR	211-Property, plant, and equipment available for use
CR	414- Other payables

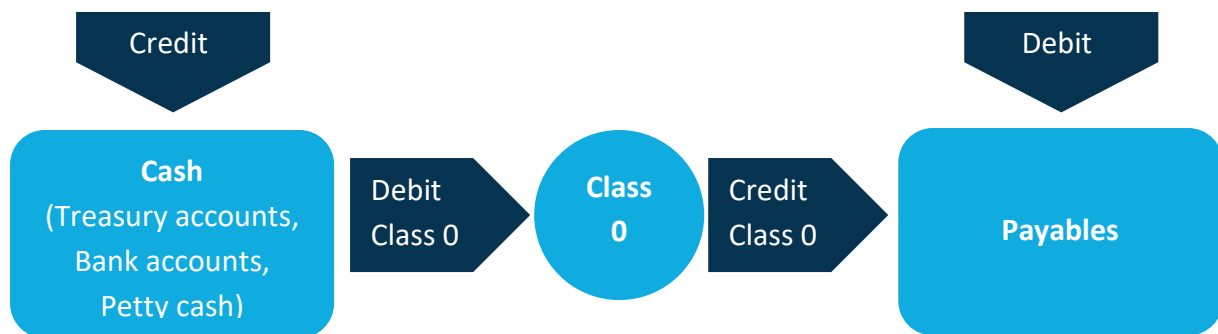
Execution of cash outflow for acquisition of property, plant, and equipment.

DR	03111-Cash outflows related to property, plant, and equipment
CR	128-Treasury accounts

Payable is settled.

DR	414- Other payables
CR	03111-Cash outflows related to property, plant, and equipment

The diagram below illustrates the use of Class 0 accounts.



4.2. Example of Accounts of Class 9 – Cash inflows

There follows an illustrative example of the use of Class 9. The accounts of Class 9 are credited to cash and cash equivalents accounts as shown below when payment is received:

Accrual of revenue from taxes.

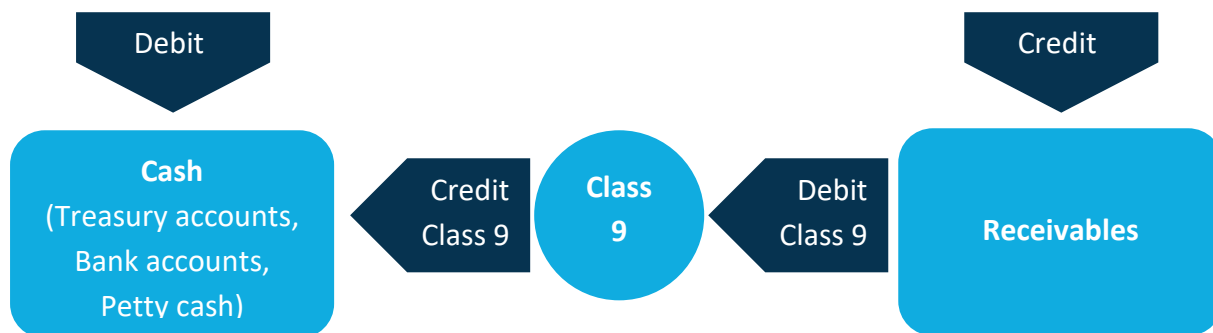
DR	12111-Domestic receivables from non-exchange transactions (taxes and transfers)
CR	6111- Revenue from taxes on income, profits, and capital gains

Receipt of cash inflows related to taxes.

DR	128-Treasury accounts
----	-----------------------

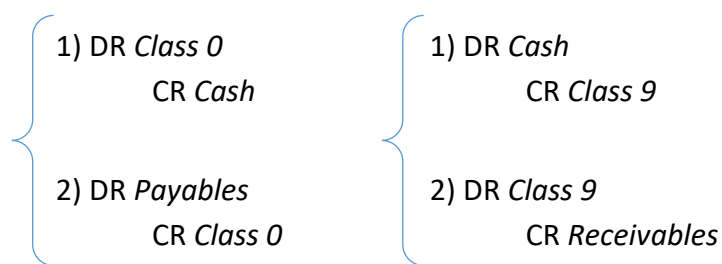
CR	9111-Taxes on income, profits, and capital gains
Settlement of receivable.	
DR	9111-Taxes on income, profits, and capital gains
CR	12111-Domestic receivables from non-exchange transactions (taxes and transfers)

The diagram below illustrates the use of Class 9 accounts.



4.3. Use of Class 0 and Class 9 for budget execution reports

The accounting entries related to Class 0 and Class 9 are summarized in the diagram below:



As provided in IPSAS 24, entities may elect to or may be required to prepare budget execution reports, including comparison of budget and actual amounts. Recording of cash outflows and inflows in the manner provided above will enable users to obtain budget execution information at any given time. IPSAS 24 emphasizes that the comparison is to be made on the same basis of accounting as adopted for the budget, even if that basis is different from the basis adopted for the financial statements. Class 0 and Class 9 in the outline MCoA at Annex 1 record all the expenditures and receipts on cash basis. Hence, the use of Class 0 and Class 9

is vital for entities that are required to report under cash or modified cash basis.⁴ Entities required to present their budget execution report under accrual basis can use Classes 6, 7, and 8.⁵

Classifier 1 - Programs should be attached to the account of Class 0 for allocating outflows to different sub-programs and activities (key performance indicators) enabling the users to obtain performance related information.⁶

The information accounted under Classes 0 and 9 enables users to prepare the cash flow statement using direct method as defined by IPSAS 2 “Cash flow statements”.

⁴ Please see Section 5 *Class B0 - Budgeted cash outflows* and *Class B9 - Budgeted cash inflows* for further discussion of the mechanisms enabling comparison of actual amounts to original budgeted amounts.

⁵ Discussed in Section 7 *Statement of financial performance*.

⁶ More details are provided in Section 9 *Classifier 1- Programs*

5. CLASS B0 - BUDGETED CASH OUTFLOWS AND CLASS B9 - BUDGETED CASH INFLOWS

Class B0 and Class B9 are used for recording the original budgeted flows derived from approved budget of the entity. Accounts of Class B0 and B9 have the exact same structure and content of Class 0 and 9 giving users budgeted information input to the accounting system. The accounts are off-balance sheet and not part of the accounting of assets and liabilities. Single entry bookings are made to record estimated budgeted flows and settlements, as illustrated in the example provided below:

Input of budgeted expenditure in the accounting system.

DR	B0211-Wages and salaries; B0221- Supplies; B0263- Grants.
----	---

Settlement of budgeted expenditure based on the Class 0 transactions⁷.

CR	B0211-Wages and salaries; B0221- Supplies; B0263- Grants.
----	---

The same bookings are made using Class B9 to record budgeted receipts and settlements. As provided above, off-balance sheet accounts enable users to obtain the remaining balance of budgeted expenditures and budgeted receipts at any given time.

The structure and content of Class B0 and B9 must be identical to Class 0 and 9 so users can prepare statement of comparison of budget and actual amounts as provided by IPSAS 24.

An example format of the statement of comparison of budget and actual amounts as defined by IPSAS 24 is set out below:

(in currency units)	Budgeted Amounts		Actual Amounts on Comparable Basis	Difference Original Budget and Actual
	Original	Final		
RECEIPTS				
Taxation	X	X	X	X
Proceeds: Disposal of plant and equipment	X	X	X	X
...	X	X	X	X
Total receipts	X	X	X	X

⁷ DR 0211-Wages and salaries; 0221- Supplies

CR - 228-Treasury accounts; 229-Bank accounts

(in currency units)	Budgeted Amounts		Actual Amounts on Comparable Basis	Difference Original Budget and Actual
	Original	Final		
PAYMENTS				
Health	(X)	(X)	(X)	(X)
Education	(X)	(X)	(X)	(X)
...	(X)	(X)	(X)	(X)
Total payments	(X)	(X)	(X)	(X)
NET RECEIPTS/(PAYMENTS)	X	X	X	X

Classifier 1- Programs should be attached to the account of Class B0 for allocating budgeted outflows to different sub-programs and activities (key performance indicators) enabling users to obtain performance related information.⁸

⁸ More details are provided in Section 9 *Classifier 1 - Programs*

6. STATEMENT OF FINANCIAL POSITION ACCOUNTS

Accounts of Classes 1-5 are used for recording bookings of balance sheet accounts: non-current assets, current assets, net assets, non-current liabilities, and current liabilities. In the outline MCoA at Annex 1, the accounts in Classes 1-5 are structured to enable users to prepare the statement of financial position as defined by IPSAS 1 "Presentation of financial statements". The segregation of accounts and sub-accounts enables users to prepare GFS based financial statements, including statement of operations, statement of uses and sources of funds, and balance sheet.

6.1. Class 1 - Current assets

Class 1 - Current assets includes the following groups of accounts:

- 11 Current non-financial assets;
- 12 Current financial assets;
- 13 Current market value effect on current assets stocks (GFS purposes).

Other groups may be added according to the particularities and reporting needs of the country. As provided above, the segregation of current assets into financial and non-financial assets is compliant with GFS reporting requirements enabling the user to prepare GFS based financial statements.

The accounts of *Group 13 Current market value effect on current assets stocks (GFS purposes)* is used to register the effects of holding gain/losses separately from the carrying amount of the current assets. The mechanism is the same as for the non-current assets.⁹

6.2. Class 2 - Non-current assets

Class 2 - Non-current assets includes the following groups of accounts:

- 21-22 Non-current non-financial assets;
- 23 Non-current financial assets;
- 24 Current market value effect on non-current assets stocks (GFS purposes).

Other groups may be added according to the particularities and reporting needs of the government. As provided above, the segregation of non-current assets into financial and non-

⁹ Please see Section 6.2 Non-current assets.

financial assets is compliant with GFS reporting requirements enabling the user to prepare GFS based financial statements.

For example, the accounts of *Group 24 Current market value effect on non-current assets stocks (GFS purposes)* is used to register effects of holding gain/losses separately from the carrying amount of the property, plant, and equipment accounted under *Account 211 Property, plant, and equipment available for use, Account 213 Property, plant, and equipment not available for use, etc.*

In accordance with GFSM, stock positions of assets and liabilities should be valued at market value - that is, as if they were acquired in market transactions on the balance sheet reporting date (reference date). Therefore, the value of an asset at any given time is its current market value, which is the amount that would have to be paid to acquire the asset on the reporting date, taking into account its age, condition, and other relevant factors.

In accordance with IPSAS 17 "Property, plant, and equipment", items of property, plant, and equipment are initially measured at cost, whereas subsequent measurement is done using the cost model or revaluation model in compliance with an entity's accounting policy.

For example, the carrying amount of building as at 31 December 2018 is 10,000 currency units. The current market value as at 31 December 2018 is 11,000 currency units. For GFS purposes current market valuation should be registered under *Account 24111 "Current market value effect on property, plant and equipment"*. The booking of holding gain is made as follows:

DR	24111- Current market value effect on property, plant and equipment
CR	631- Gain from current market value effects on stocks
	Classifier line H23 - Consumption of fixed capital

In line with its aim of providing a single chart of accounts able to be used for both financial purposes (as defined by IPSAS) and statistical purposes (as defined by GFSM), the MCoA includes specific contra-regulating accounts of *Group 24* for recording the effect of current market valuations. The balance of accounts of *Group 24* should be added for preparing a balance sheet based on GFS.

6.3. Class 3 - Net assets

Class 3 - Net assets includes the following groups of accounts:

- 31 Contributed capital;
- 32 Differences from revaluation;

- 33 Accumulated surplus/deficit
- 34 Other provisions;
- 35 Holding gain/loss accumulated effect – GFS purposes.

Accounts under *Class 3* are used for recording transactions in net assets. *Group 33* is used for recording accumulated balance of surplus or deficit.

Accounts under *Group 35* are used for accumulating the effects of current market valuations, that are not accumulated under accounts of *Group 33 Accumulated surplus/deficit*. Accounts under *Group 35* consist of realized and unrealized accumulated holding gains/losses.

6.4. Class 4 - Current liabilities

Class 4 - Current liabilities includes the following groups of accounts:

- 41 Short-term financial liabilities;
- 42 Other current liabilities;
- 43 Current market value effect on current liabilities stocks (GFS purposes).

The accounts of *Group 43 Current market value effect on current liabilities stocks (GFS purposes)* is used to register the effects of holding gains/losses separately from the carrying amount of the current liabilities. The mechanism is the same as for the assets.¹⁰

6.5. Class 5 - Non-current liabilities

Class 5 - Non-current liabilities includes the following groups of accounts:

- 51 Long-term financial liabilities;
- 52 Other non-current liabilities;
- 53 Current market value effect on non-current liabilities stocks (GFS purposes).

The accounts of *Group 53 Current market value effect on non-current liabilities stocks (GFS purposes)* is used to register the effects of holding gains/losses separately from the carrying amount of non-current liabilities. The mechanism is the same as for the assets.¹¹

¹⁰ Please see Section 6.2 Non-Current Assets

¹¹ Ibid.

7. STATEMENT OF FINANCIAL PERFORMANCE ACCOUNTS

Accounts of Classes 6-7 are used for recording bookings of statements of financial performance accounts: revenue and expenses. In the outline MCoA at Annex 1, the accounts in Classes 6-7 are structured to enable users to prepare the statement of financial performance as defined by IPSAS 1 “Presentation of financial statements”. The segregation of accounts and sub-accounts will enable users to prepare the GFS based statement of operations.

7.1. Class 6 - Revenue

Class 6 - Revenue includes the following groups of accounts:

- 61 Budget revenue from non-exchange transactions;
- 62 Revenue from exchange transactions;
- 63 Other gains.

Account 631 Gain from current market value effects on stocks is envisaged for recording the positive difference between current market and carrying values of assets and liabilities. Realized and unrealized parts can be differentiated by opening sub-accounts. *Classifier 2 - Holding gains/losses* should be attached to *Account 631* for differentiating gains to be posted to the accounts and presented on the face of statement of operations prepared based on GFS.¹²

7.2. Class 7 - Expenses

Class 7 - Expenses include the following groups of accounts:

- 71-72 Program expenses;
- 73-74 Other expenses and losses.

Accounts under *Group 71-72* are differentiated based on programs such as health, education, defense, public order, and safety. This classification is provided both by IPSAS 1 and GFSM (called classification of expenditure based by functions of government). *Classifier 1 - Programs* should be attached to the account of *Class 7* for allocating expenses to different sub-programs

¹² More details are provided in Section 10 *Classifier 2 - Holding gains/losses*

and activities (key performance indicators) enabling the users to obtain performance related information.¹³

Account 741 Loss from current market value effects on stocks is envisaged for recoding any negative difference between current market and carrying values of assets and liabilities. Realized and unrealized parts can be differentiated by opening sub-accounts. *Classifier 2 - Holding gains/losses* should be attached to *Account 741* for differentiating losses to be posted to the accounts presented on the face of Statement of Operations prepared based on GFS.¹⁴

7.3. Class 8 - Costs

It is advisable to tailor the chart of accounts for small entity and larger entity users, while maintaining overall integrity of the chart of accounts to avoid any inconsistent application. The outline MCoA at Annex 1 therefore proposes including *Class 8 Costs*, enabling larger entities to maintain management accounting. The application of *Class 8 Costs* is not compulsory for the entity's entire operation and can be limited to certain program type expenses or exchange transaction related costs.

Evidently, the accounts differentiation of *Class 8* is vastly dependent on the costing method applied by the entity. Hence, in the outline MCoA at Annex 1, accounts are defined using a direct/indirect method and are included for presentation purposes only; this should be changed by the entity when a different costing method is used. *Classifier 1 - Programs* should be attached to the accounts of *Class 8* for allocating costs to different sub-programs and activities (key performance indicators) enabling users to obtain performance related information.¹⁵

One example of using *Class 8* is ABC Costing applied in medical clinics. *Class 7* provides users only with information on the nature and function of expenses using *Account 717 Health - cost of services* with the corresponding sub-accounts. As illustrated below, use of *Class 8* accounts recognizes expenses based on professionals, providing detailed information on incurred costs that are essential for the effective management of medical clinics. This could highlight, for example, that the costs of surgeons are much higher than the service price. The method and detail of information to be accounted under *Class 8* will vary depending on the needs of management. The following steps might be performed:

- Identify the activities carried out by medical clinics – performance of surgeries, consultations, provision of continuous care, and clinical support. An appropriate account should be opened for each activity, such as *Account 811 Production costs*

¹³ More details are provided in Section 9 *Classifier 1 - Programs*

¹⁴ More details are provided in Section 10 *Classifier 2 - Holding gains/losses*

¹⁵ More details are provided in Section 9 *Classifier 1 - Programs*

related to surgeries.

- Assign costs to each activity, for example, remuneration of surgeons and remuneration of physicians. Within each activity's account, specific sub-accounts should be opened to recognize assigned costs such as remuneration of surgeons and physicians, for example *Account 8111 Remuneration of surgeons* and *Account 8121 Remuneration of physicians*. As a result, the user obtains all costs per activity, for example all costs related to surgeries.
- Recognized remuneration costs accumulated under *Account 8111 Remuneration of surgeons* and *Account 8121 Remuneration of physicians* are then transferred to the single *Account 7171 Health - Employee compensation*.

8. CLASS F - OFF BALANCE SHEET ACCOUNTS

Class F – Off balance sheet accounts include the following groups of accounts:

- F1 Assets not belonging to entity;
- F2 Contingent assets and liabilities;
- F3 Other off balance sheet accounts.

Off balance sheet accounts are used for preparation of Notes to the financial statements as well as for other supporting information required for the reporting needs of the entity. Single entry bookings are made to record transactions with these accounts.

9. CLASSIFIER 1 - PROGRAMS

As has been mentioned in other sections of this paper *Classifier 1 - Programs* enables users to choose from a predefined list of activities and sub-activities within the budget program in the scope of which the expense/cost is incurred. Below is an example of *Classifier 1 – Programs*:

01	General public services
01.1	Executive and legislative organs, financial and fiscal affairs, external affairs
01.2	Foreign economic aid
01.3	Research & development general public services
01.4	Public debt transactions
02	Public order and safety
02.1	Police services
02.2	Fire-protection services
02.3	Prisons
03	Housing and community
03.1	Housing development
03.2	Community development
03.3	Water supply
03.4	Street lightning
...	

This example is a simplified version of the program budgeting tree. Usually it has more than 2 levels of classes and is defined by government for each budgetary year.

10. APPLICATION OF A CLASSIFIER FOR CONSOLIDATION PURPOSES

It is vital to set standardization mechanisms to enable the smooth process of preparing consolidated financial statements. This paper does not explicitly provide procedures for the consolidation process. This should be addressed separately, given its complexity and country specific nature. Nevertheless, the MCoA can be structured to help facilitate the process of consolidation, for example by adding the *Public Sector Entities Classifier*. This will enable entities to register accounting entries with public sector entities, such as receipt of grants from government agencies, using compulsory code-lines of classifier. Intragroup transactions can then easily be eliminated at the consolidation level by excluding such transactions.

11. CLASSIFIER 2 - HOLDING GAINS/LOSSES

Classifier 2 - Holding gains/losses enables users to maintain gains/losses arising from current market valuations by using revenue and expenses classification provided by GFS for the purpose of preparation of the statement of operations. For facilitated application of *Classifier 2 - Holding gains/losses*, the numbering is linked to GFSM classification. An example of a classifier is given below. More detailed classification may be needed depending on the detail of the statement of operations prepared based on GFS.

H1	Revenue
H11	Taxes
H12	Social contributions
H13	Grants
H14	Other revenue
H2	Expense
H21	Compensation of employees
H22	Use of goods and services
H23	Consumption of fixed capital
H24	Interest
H25	Subsidies
H26	Grants
H27	Social benefits
H28	Other expense

12. MAPPING TABLE OF SEGMENTS OF MCOA

Usually, the chart of accounts configuration represents the hierarchical structures of groups of classifications of information requirements. Each classification group is often called a segment and identifies a discrete information requirement for management, reporting and control purposes. Each segment can be combined with the others to meet the reporting needs of the country. The combinations of segments and the numbering sequence of the coding structure are used for achievement of specific objectives needed by the country. The below table summarizes the commonly used classification and refers either to already build-in features of MCoA to fulfil the classification forms or provides the tools that can be used for achieving it.

Commonly Used Classifications/Segments	Reference to MCoA
Economic (or Natural account) classification	MCoA classification system is based on economic segment for fulfilling the reporting needs provided by IPSASs
Administrative or organizational classification	Classifiers can be used to achieve administrative or organizational classification in case if required by country reporting needs. Classifiers can be attached to all accounts specified by the MCoA.
Fund classification (which may include donor classifications)	Classifiers can be used to achieve fund/donor classification in case if required by country reporting needs. Classifiers can be attached to all accounts specified by the MCoA.
Program classification	Classifier 1 “Programs” is envisaged for achieving this classification
Classification of Functions of Government (COFOG)	Class 7 is developed to achieve the COFOG such as general public services, health, education etc.
Location or geographic classification	Classifiers can be used to achieve location or geographic classification in case if required by country reporting needs. Classifiers can be attached to all accounts specified by the MCoA.

13. CONCLUSION

There is a growing need in the public sector for multipurpose MCoAs that can serve the various reporting needs of the public entities.

IPSAS are high quality global financial reporting standards for application by public sector entities, that establish recognition, measurement, presentation, and disclosure requirements, and treat transactions and events in general purpose financial statements. Hence, MCoAs developed on the basis of IPSAS accounting are being widely adopted. Such MCoAs enable facilitated customization to add features that enable users to serve other reporting needs, including statistical, management, performance, and budgetary, through capturing accounting information in a structured manner.

At the same time, the MCoA provides public entities with a unique tool containing all options in one and offering a more efficient and more flexible responsiveness to the reporting requirements of stakeholders.

Hereby, it is worth mentioning that accounts envisaged for GFS reporting such as holding gains/losses should be used for achievement of sectorial reporting objectives given that the information needs required for GFS financial statements will be obtained through other means. Nevertheless, if a country chooses to apply it in the scope of entity level accounting, accounts envisaged for GFS reporting will be correspondingly applied.

With the implementation and further development of a MCoA, public entities will increase the quality of overall reporting and maximize the comprehensiveness of their financial information.

ANNEX 1. OUTLINE MULTIPURPOSE CHART OF ACCOUNTS

CLASS 0. CASH OUTFLOWS

Group Code of Accounts	Accounts Code			Classifier	Description
	I Class	II Class	Subanalytical		
021				1	CASH OUTFLOWS RELATED TO COMPENSATION OF EMPLOYEES
	0211			1	Wages and salaries
	0212			1	Employers' social contributions
022				1	PAYMENT FOR PURCHASE OF GOODS AND SERVICES
	0221			1	Supplies
	0222			1	Repair and maintenance
	0223			1	Utility expenses
	0224			1	Consultancy
	0225			1	Office supplies
	0226			1	Rent
	0227			1	Other
024				1	INTEREST PAID
	0241			1	To non-residents
	0242			1	To residents other than general government
	0243			1	To other general government units
025				1	SUBSIDIES PAID
	0251			1	To public corporations
	0252			1	To private enterprises
	0253			1	To other sectors
026				1	GRANTS PAID
	0261			1	To foreign governments
	0262			1	To international organizations

Group Code of Accounts	Accounts Code			Classifier	Description
	I Class	II Class	Subanalytical		
	0263			1	To other general government units
027				1	CASH OUTFLOWS RELATED TO SOCIAL BENEFITS
	0271			1	Social security benefits
	0272			1	Social assistance benefits
	0273			1	Employment-related social benefits
028				1	OTHER OUTFLOWS
	0281			1	Property expense other than interest
	0282			1	Transfers not elsewhere classified
	0283			1	Premiums, fees, and claims related to non-life insurance and standardized guarantee schemes
031				1	CASH OUTFLOWS RELATED TO NON-FINANCIAL ASSETS
	0311			1	Cash outflows related to non-current non-financial assets
		03111		1	Cash outflows related to property, plant and equipment
		03112		1	Cash outflows related to intangible assets
		03113		1	Outflows related to biological assets
		03114		1	High value assets
		03115		1	Non-produced (having natural origin) tangible assets
		03116		1	Investment property
		03117		1	Cash outflows related to other non-financial assets
	0312			1	Cash outflows related to inventories
032				1	ACQUISITION OF FINANCIAL ASSETS

Group Code of Accounts	Accounts Code			Classifier	Description
	I Class	II Class	Subanalytical		
	0321			1	Domestic financial assets
	0322			1	External financial assets
033				1	REPAYMENT OF FINANCIAL LIABILITIES
	0331			1	Domestic financial liabilities
	0332			1	External financial liabilities

CLASS 1. CURRENT ASSETS

Group Code of Accounts	Accounts Code			Classifier	Description
	I Class	II Class	Subanalytical		
11					CURRENT NON-FINANCIAL ASSETS
	111				Materials
	112				Strategic inventories
	113				Consumable biological assets
	114				Work in progress
	115				Finished goods
	116				Goods
	117				Reduction of the cost of inventories
	118				Other current non-financial assets
		1181			Prepayments given
12					CURRENT FINANCIAL ASSETS
	121				Receivables
		1211			Domestic receivables
			12111		Receivables from non-exchange transactions (taxes and transfers)
			12112		Receivables from exchange transactions
		1212			Foreign receivables

Group Code of Accounts	Accounts Code			Classifier	Description
	I Class	II Class	Subanalytical		
			12121		Receivables from non-exchange transactions (taxes and transfers)
			12122		Receivables from exchange transactions
	122				Loans
		1221			Domestic loans
		1222			Foreign loans
	123				Held to maturity investments - current
		1231			Held to maturity domestic investments
		1232			Held to maturity foreign investments
	124				Financial assets through surplus or deficit - current
		1241			Domestic financial assets through surplus or deficit
		1242			Foreign financial assets through surplus or deficit
	125				Available for sale financial assets - current
		1251			Available for sale financial domestic assets
		1252			Available for sale financial foreign assets
	126				Provision for impairment (uncollectibility) of current financial assets
		1261			Provision for impairment of current financial assets arising from exchange transactions
		1262			Provision for impairment of current financial assets arising from non-exchange transactions
	127				Petty cash
	128				Treasury accounts

Group Code of Accounts	Accounts Code			Classifier	Description
	I Class	II Class	Subanalytical		
	129				Bank accounts
13					CURRENT MARKET VALUE EFFECT ON CURRENT ASSETS STOCKS (GFS PURPOSES)
	131				Current market value effect on current assets
		1311			Effect on current non-financial assets
		1312			Effect on current financial assets

CLASS 2. NON-CURRENT ASSETS

Group Code of Accounts	Accounts Code			Classifier	Description
	I Class	II Class	Subanalytical		
21-22					NON-CURRENT NON-FINANCIAL ASSETS
	211				Property, plant and equipment available for use
	212				Depreciation of property, plant and equipment
	213				Property, plant and equipment not available for use
	214				Property, plant and equipment leased under finance lease
	215				Depreciation of property, plant and equipment leased under finance lease
	216				Service concession assets
	217				Service concession assets depreciation
	218				High value assets
	219				Non-produced (having natural origin) tangible assets
		2191			Land

Group Code of Accounts	Accounts Code			Classifier	Description
	I Class	II Class	Subanalytical		
		2192			Mineral resources
		2193			Non-cultivated biological resources
		2194			Water resources
	221				Biological assets
		2211			Biological assets carried at fair value
		2212			Biological assets carried at historical cost
	222				Depreciation of biological assets
	223				Investment property
		2231			Investment property carried at historical cost
		2232			Investment property carried at fair value
	224				Depreciation of investment property carried at historical cost
	225				Intangible assets
		2251			Produced intangible assets
		2252			Non-produced (having natural origin) intangible assets
		2253			Goodwill
	226				Amortization of intangible assets
		2261			Amortization of produced intangible assets
		2262			Amortization of non-produced intangible assets
	227				Unfinished intangible assets
		2271			Produced unfinished intangible assets
		2272			Non-produced (having natural origin) unfinished intangible assets
	228				Other non-current assets

Group Code of Accounts	Accounts Code			Classifier	Description
	I Class	II Class	Subanalytical		
		2281			Prepayments given
	229				Impairment of non-current non-financial assets
		2291			Impairment of property, plant and equipment
		2292			Impairment of investment property
		2293			Impairment of intangible assets
23					NON-CURRENT FINANCIAL ASSETS
	231				Loans and receivables – non-current
		2311			Domestic loans and receivables
		2312			Foreign loans and receivables
	232				Held to maturity investments – non-current
		2321			Held to maturity domestic investments
		2322			Held to maturity foreign investments
	233				Financial assets through surplus or deficit – non-current
		2331			Domestic financial assets through surplus or deficit
		2332			Foreign financial assets through surplus or deficit
	234				Available for sale financial assets – non-current
		2341			Available for sale financial domestic assets
		2342			Available for sale financial foreign assets
	235				Investments in associates
	236				Investments in joint ventures
	237				Investments in subsidiaries

Group Code of Accounts	Accounts Code			Classifier	Description
	I Class	II Class	Subanalytical		
	238				Impairment (uncollectability) of non-current financial assets
24					CURRENT MARKET VALUE EFFECT ON NON-CURRENT ASSETS STOCKS (GFS PURPOSES)
	241				Current market value effect on non-current assets
		2411			Effect on non-current non-financial assets
			24111		Effect on property, plant and equipment
			24112		Effect on service concession assets
			24113		Effect on high value assets
			24114		Effect on non-produced (having natural origin) tangible assets
			24115		Effect on biological assets
			24116		Effect on investment property
			24117		Effect on intangible assets
			24118		Effect on unfinished intangible assets
			24119		Effect on other non-current assets
		2412			Effect on non-current financial assets

CLASS 3. NET ASSETS/EQUITY

Group Code of Accounts	Accounts Code			Classifier	Description
	I Class	II Class	Subanalytical		
31					CONTRIBUTED CAPITAL
	311				Contributed capital

Group Code of Accounts	Accounts Code			Classifier	Description
	I Class	II Class	Subanalytical		
32					DIFFERENCES FROM REVALUATION
	321				Revaluation surplus of property, plant and equipment
	322				Unrealized gains and losses from fair value measurement of available for sale financial assets
	323				Translation reserve of foreign operations
33					ACCUMULATED SURPLUS/DEFICIT
	331				Accumulated surplus/deficit
34					OTHER PROVISIONS
	341				Other provisions
35					HOLDING GAIN/LOSS ACCUMULATED EFFECT (GFS PURPOSES)
	351				Holding gain/loss accumulated effect
		3511			Realized holding gain/loss accumulated effect
		3512			Unrealized holding gain/loss accumulated effect

CLASS 4. CURRENT LIABILITIES

Group Code of Accounts	Accounts Code			Classifier	Description
	I Class	II Class	Subanalytical		
41					SHORT TERM FINANCIAL LIABILITIES
	411				Payables -supplies
		4111			Domestic supplies
		4112			Foreign supplies
	412				Payables -employees

Group Code of Accounts	Accounts Code			Classifier	Description
	I Class	II Class	Subanalytical		
		4121			Domestic employees
		4122			Foreign employees
	413				Payables - taxes and transfers
	414				Other payables
		4141			Other domestic payables
		4142			Other foreign payables
	415				Loans accounted at amortized cost
		4151			Domestic loans
		4152			Foreign loans
	416				Liabilities under finance lease accounted at amortized cost
	417				Debts related to transfers from the state budget
	418				Other financial liabilities carried at amortized cost
		4181			Other financial domestic liabilities carried at amortized cost
		4182			Other financial foreign liabilities carried at amortized cost
	419				Financial liabilities carried at fair value
		4191			Financial domestic liabilities carried at fair value
		4192			Financial foreign liabilities carried at fair value
42					OTHER CURRENT LIABILITIES
	421				Prepayments received
		4211			Domestic prepayments received
		4212			Foreign prepayments received
	422				Current liabilities in relation to complying with conditions
	423				Current provisions

Group Code of Accounts	Accounts Code			Classifier	Description
	I Class	II Class	Subanalytical		
		4231			Current provisions
		4232			Current part of non-current provisions
	429				Other current liabilities
43					CURRENT MARKET VALUE EFFECT ON CURRENT LIABILITIES STOCKS (GFS PURPOSES)
	431				Current market value effect on current liabilities
		4311			Effect on current non-financial liabilities
		4312			Effect on current financial liabilities

CLASS 5. NON-CURRENT LIABILITIES

Group Code of Accounts	Accounts Code			Classifier	Description
	I Class	II Class	Subanalytical		
51					LONG-TERM FINANCIAL LIABILITIES
	511				Financial liabilities carried at amortized cost
		5111			Financial domestic liabilities carried at amortized cost
		5112			Financial foreign liabilities carried at amortized cost
	512				Liabilities under finance lease accounted at amortized cost, current part
	513				Financial liabilities carried at fair value
		5131			Financial domestic liabilities carried at fair value
		5132			Financial foreign liabilities carried at fair value

Group Code of Accounts	Accounts Code			Classifier	Description
	I Class	II Class	Subanalytical		
52					OTHER NON-CURRENT LIABILITIES
	521				Non-current provisions
	529				Other non-current liabilities
53					CURRENT MARKET VALUE EFFECT ON NON-CURRENT LIABILITIES STOCKS (GFS PURPOSES)
	531				Current market value effect on non-current liabilities
		5311			Effect on non-current non-financial liabilities
		5312			Effect on non-current financial liabilities

CLASS 6. REVENUE

Group Code of Accounts	Accounts Code			Classifier	Description
	I Class	II Class	Subanalytical		
61					REVENUE FROM NON-EXCHANGE TRANSACTIONS
	611				Taxes
		6111			Taxes on income, profits, and capital gains
		6112			Taxes on payroll and workforce
		6113			Taxes on property
		6114			Taxes on goods and services
		6115			Taxes on international trade and transactions
		6119			Other taxes
	612				Social contributions
		6121			Social security contributions
		6122			Other social contributions
	613				Grants

Group Code of Accounts	Accounts Code			Classifier	Description
	I Class	II Class	Subanalytical		
		6131			From foreign governments
		6132			From international organizations
		6133			From other general government units
	614				Fines and penalties
	615				Other non-exchange revenue
62					REVENUE FROM EXCHANGE TRANSACTIONS
	621				Revenue from rendered services
	622				Revenue from sale of inventories
	623				Gains from disposal of non-financial assets
		6231			Gains from disposal of property, plant, and equipment
		6232			Gains from disposal of investment property
		6233			Gains from disposal of biological assets
		6234			Gains from disposal of non-produced (having natural origin) tangible assets
		6235			Gains from disposal of high value assets
		6236			Gains from disposal of other non-current tangible assets
		6237			Gains from disposal of intangible assets
	624				Revenue from disposal of financial assets
	625				Gains from remeasurement of tangible assets
		6251			Gains from revaluation of property, plant, and equipment

Group Code of Accounts	Accounts Code			Classifier	Description
	I Class	II Class	Subanalytical		
		6252			Gains from re-measurement of investment property
		6253			Gains from re-measurement of biological assets
		6254			Gains from re-measurement of non-produced (having natural origin) tangible assets
		6255			Gains from re-measurement of high value assets
		6259			Gains from re-measurement of other tangible assets
	626				Gains from exchange rate differences
	627				Gains from re-measurement of financial instruments and impairment (uncollectability) reversal
	628				Revenue from financial investment
		6281			Dividends or equivalent thereof
		6282			Revenue from interest at the effective interest rate
		6283			Revenue from finance lease at the effective interest rate
		6284			Share of the surplus or deficit of associates and joint ventures accounted for using the equity method
	629				Other revenue (gains) from exchange transactions
63					OTHER GAINS
64					GAINS FOR GFS PURPOSES
	641			2	Gain from current market value effects on stocks

CLASS 7. EXPENSES

Group Code of Accounts	Accounts Code			Classifier	Description
	I Class	II Class	Subanalytical		
71-72				1	PROGRAMME EXPENSES
	711			1	General public services - cost of services
		7111		1	Employee compensation
		7112		1	Supplies
		7113		1	Depreciation and amortization
		7114		1	Repair and maintenance
		7115		1	Utility expenses
		7116		1	Consultancy
		7117		1	Grants and subsidies
		7119		1	Other
			71191	1	Office supplies
			71192	1	Rent
	712			1	Defense - cost of services
		7121		1	Employee compensation
		7122		1	Supplies
		7123		1	Depreciation and amortization
		7124		1	Repair and maintenance
		7125		1	Utility expenses
		7126		1	Consultancy
		7127		1	Grants and subsidies
		7129		1	Other
			71291	1	Office supplies
			71292	1	Rent
	713			1	Public order and safety - cost of services
		7131		1	Employee compensation
		7132		1	Supplies
		7133		1	Depreciation and amortization
		7134		1	Repair and maintenance
		7135		1	Utility expenses

Group Code of Accounts	Accounts Code			Classifier	Description
	I Class	II Class	Subanalytical		
		7136		1	Consultancy
		7137		1	Grants and subsidies
		7139		1	Other
			71391	1	Office supplies
			71392	1	Rent
	714			1	Economic affairs - cost of services
		7141		1	Employee compensation
		7142		1	Supplies
		7143		1	Depreciation and amortization
		7144		1	Repair and maintenance
		7145		1	Utility expenses
		7146		1	Consultancy
		7147		1	Grants and subsidies
		7149		1	Other
			71491	1	Office supplies
			71492	1	Rent
	715			1	Environmental protection - cost of services
		7151		1	Employee compensation
		7152		1	Supplies
		7153		1	Depreciation and amortization
		7154		1	Repair and maintenance
		7155		1	Utility expenses
		7156		1	Consultancy
		7157		1	Grants and subsidies
		7159		1	Other
			71591	1	Office supplies
			71592	1	Rent
	716			1	Housing and community - cost of services
		7161		1	Employee compensation
		7162		1	Supplies
		7163		1	Depreciation and amortization

Group Code of Accounts	Accounts Code			Classifier	Description
	I Class	II Class	Subanalytical		
		7164		1	Repair and maintenance
		7165		1	Utility expenses
		7166		1	Consultancy
		7167		1	Grants and subsidies
		7169		1	Other
			71691	1	Office supplies
			71692	1	Rent
	717			1	Health - cost of services
		7171		1	Employee compensation
		7172		1	Supplies
		7173		1	Depreciation and amortization
		7174		1	Repair and maintenance
		7175		1	Utility expenses
		7176		1	Consultancy
		7177		1	Grants and subsidies
		7179		1	Other
			71791	1	Office supplies
			71792	1	Rent
	718			1	Recreation, culture and religion - cost of services
		7181		1	Employee compensation
		7182		1	Supplies
		7183		1	Depreciation and amortization
		7184		1	Repair and maintenance
		7185		1	Utility expenses
		7186		1	Consultancy
		7187		1	Grants and subsidies
		7189		1	Other
			71891	1	Office supplies
			71892	1	Rent
	719			1	Education - cost of services
		7191		1	Employee compensation
		7192		1	Supplies

Group Code of Accounts	Accounts Code			Classifier	Description
	I Class	II Class	Subanalytical		
		7193		1	Depreciation and amortization
		7194		1	Repair and maintenance
		7195		1	Utility expenses
		7196		1	Consultancy
		7197		1	Grants and subsidies
		7199		1	Other
			71991	1	Office supplies
			71992	1	Rent
	721			1	Social Protection - cost of services
		7211		1	Employee compensation
		7212		1	Supplies
		7213		1	Depreciation and amortization
		7214		1	Repair and maintenance
		7215		1	Utility expenses
		7216		1	Consultancy
		7217		1	Grants and subsidies
		7219		1	Other
			72191	1	Office supplies
			72192	1	Rent
73					OTHER EXPENSES AND LOSSES
	731			1	Cost of the inventory sold
	732			1	Expenses from disposal of non-financial assets
		7321		1	Expenses from disposal of property, plant and equipment
		7322		1	Expenses from disposal of investment property
		7323		1	Expenses from disposal of biological assets
		7324		1	Expenses from disposal of non-produced (having natural origin) tangible assets
		7325		1	Expenses from disposal of high value assets

Group Code of Accounts	Accounts Code			Classifier	Description
	I Class	II Class	Subanalytical		
		7326		1	Expenses from disposal of other non-current tangible assets
		7327		1	Expenses from disposal of intangible assets
	733			1	Revenue from disposal of financial asset
	734			1	Losses from re-measurement of non-current tangible assets
		7341		1	Losses from revaluation of property, plant and equipment
		7342		1	Losses from re-measurement of investment property
		7343		1	Losses from re-measurement of biological assets
		7344		1	Losses from re-measurement of non-produced (having natural origin) tangible assets
		7345		1	Losses from re-measurement of high value assets
		7349		1	Losses from re-measurement of non-current tangible assets
	735			1	Losses from exchange rate differences
	736			1	Losses from remeasurement and impairment (uncollectibility) of financial instruments
	737			1	Financial expenses
	738			1	Income tax expenses
	739			1	Other expenses
74					LOSSES FOR GFS PURPOSES
	741			2	Loss from current market value effects on stocks

CLASS 8. COSTS

Group Code of Accounts	Accounts Code			Classifier	Description
	I Class	II Class	Subanalytical		
81				1	PRODUCTION COSTS
	811			1	Direct production costs
	812			1	Indirect production costs
82				1	CONSTRUCTION COSTS OF NON-CURRENT ASSETS
	821			1	Construction costs of non-current assets
	822			1	Subsequent costs to be capitalized into the non-current assets

CLASS 9. CASH INFLOWS

Group Code of Accounts	Accounts Code			Classifier	Description
	I Class	II Class	Subanalytical		
911					CASH INFLOWS RELATED TO TAXES
	9111				Taxes on income, profits, and capital gains
	9112				Taxes on payroll and workforce
	9113				Taxes on property
	9114				Taxes on goods and services
	9115				Taxes on international trade and transactions
	9116				Other taxes
912					CASH INFLOWS RELATED TO SOCIAL CONTRIBUTIONS
	9121				Social security contributions
	9122				Other social contributions
913					CASH INFLOWS RELATED TO GRANTS
	9131				From foreign governments

Group Code of Accounts	Accounts Code			Classifier	Description
	I Class	II Class	Subanalytical		
	9132				From international organizations
	9133				From other general government units
914					OTHER INFLOWS
	9141				From property income
	9142				From sales of goods and services
	9143				From fines, penalties, and forfeits
	9144				From transfers not elsewhere classified
	9145				Cash inflows from other non-exchange revenue
915					CASH INFLOWS RELATED TO NON-FINANCIAL ASSETS
	9151				Cash inflows related to non-current non-financial assets
		91511			Cash inflows related to intangible assets
		91512			Outflows from biological assets
		91513			High-value assets
		91514			Non-produced (having natural origin) tangible assets
		91515			Investment property
		91516			Cash inflows related to other non-financial assets
	9152				Cash inflows related to inventories
916					SETTLEMENT OR REALISATION OF FINANCIAL ASSETS
	9161				Domestic financial assets
	9162				External financial assets
917					INFLOWS FROM FINANCIAL LIABILITIES
	9171				Domestic financial liabilities

Group Code of Accounts	Accounts Code			Classifier	Description
	I Class	II Class	Subanalytical		
	9172				External financial liabilities

CLASS B0. BUDGETED CASH OUTFLOWS

Group Code of Accounts	Accounts Code			Classifier	Description
	I Class	II Class	Subanalytical		
B021				1	BUDGETED CASH OUTFLOWS RELATED TO COMPENSATION OF EMPLOYEES
	B0211			1	Wages and salaries
	B0212			1	Employers' social contributions
B022				1	BUDGETED PAYMENT FOR PURCHASE OF GOODS AND SERVICES
	B0221			1	Supplies
	B0222			1	Repair and maintenance
	B0223			1	Utility expenses
	B0224			1	Consultancy
	B0225			1	Office supplies
	B0226			1	Rent
	B0227			1	Other
	...				
	Same breakdown as Class 0. Cash Outflows				

CLASS B9. BUDGETED CASH INFLOWS

Group Code of Accounts	Accounts Code			Classifier	Description
	I Class	II Class	Subanalytical		
B911					BUDGETED CASH INFLOWS RELATED TO TAXES

Group Code of Accounts	Accounts Code			Classifier	Description
	I Class	II Class	Subanalytical		
	B9111				Taxes on income, profits, and capital gains
	B9112				Taxes on payroll and workforce
	B9113				Taxes on property
	B9114				Taxes on goods and services
	B9115				Taxes on international trade and transactions
	B9116				Other taxes
B912					BUDGETED CASH INFLOWS RELATED TO SOCIAL CONTRIBUTIONS
	B9121				Social security contributions
	B9122				Other social contributions
	...				
Same breakdown as Class 9. Cash Inflows					

CLASS F. OFF BALANCE SHEET ACCOUNTS

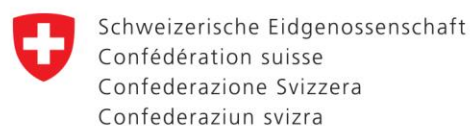
Group Code of Accounts	Accounts Code			Classifier	Description
	I Class	II Class	Subanalytical		
F1					ASSETS NOT BELONGING TO ENTITY
	F11				Assets under operating lease
F2					CONTINGENT ASSETS AND LIABILITIES
F3					OTHER OFF-BALANCE SHEET ACCOUNTS

THE PULSAR PROGRAM IS

MANAGED BY:



CO-FUNDED BY:



Swiss Confederation

Federal Department of Economic Affairs,
Education and Research EAER
State Secretariat for Economic Affairs SECO